













Here is our class email address: year4@ivybridge.hounslow.sch.uk

If you have any problems or want to ask a question, then Miss Holmes or Mrs Gill/Mrs McCarthy will get back to you. You can always email us your work or photos - we would love to see what you are doing! Someone will be online on their emails Monday-Friday between 11-12 noon to answer questions straight away. Otherwise email any time and we will get back to you as soon as we can.

Autumn Term 1, Week 5: Monday 5th – Thursday 8th October

Return to school: Friday 9th October 2020

Subject	Activity	Links and Worksheets
<p>Reading</p> 	<p>Read your library book for 15 minutes every day.</p> <p><i>If you have finished your book, read Chapter One of 'The Legend of Mathos' on Purplemash and complete the quiz!</i></p> <p>Complete one activity in your yellow Reading Log.</p> <p>Please ask your parents/carers to sign your log!</p>	 <p>https://www.purplemash.com/#tab/pm-home</p>
<p>Maths 1</p>  <p>Monday</p>	 <p>Complete the two MyMaths Activities:</p> <p>Working with thousands & Place Value hundreds, thousands</p>	<p>https://login.mymaths.co.uk/login</p> <p>Login with: ivybridgeps Password: shape</p> <p><i>Then go to the portal and use your own login from your password card.</i></p> <p><i>If you can't remember your login, please email</i> year4@ivybridge.hounslow.sch.uk <i>so we can send it to you!</i></p>
<p>Maths 2</p>  <p>Tuesday</p>	<p>Watch the videos on how to round to the nearest 10 or 100 on Corbett Maths →</p> <p>THEN</p>  <p>Complete the MyMaths Activity: Rounding to 10, 100</p>	<p>Video recap of rounding https://corbettmathsprimary.com/2018/07/31/rounding-video/</p> <p>https://login.mymaths.co.uk/login</p> <p>Login with: ivybridgeps Password: shape</p> <p><i>Then go to the portal and use your own login from your password card.</i></p> <p><i>If you can't remember your login, please email</i> year4@ivybridge.hounslow.sch.uk <i>so we can send it to you!</i></p>
<p>Maths 3</p>  <p>Wednesday</p>	<p>Watch the videos on how to round to the nearest 10 or 100 on Corbett Maths →</p> <p>THEN</p>	<p>Video recap of rounding https://corbettmathsprimary.com/2018/07/31/rounding-video/</p> <p>https://login.mymaths.co.uk/login</p>

	 <p>Complete the MyMaths Activity: Solving problems by rounding</p>	<p>Login with: ivybridgeps Password: shape <i>Then go to the portal and use your own login from your password card.</i></p> <p><i>If you can't remember your login, please email</i> year4@ivybridge.hounslow.sch.uk <i>so we can send it to you!</i></p>
<p>Maths 4</p>  <p>Thursday</p>	<p>Watch the video to refresh your memory of Roman Numerals →</p> <p>THEN</p>  <p>Complete the MyMaths Activity: Roman Numerals</p>	<p>Video recap of Roman Numerals https://www.youtube.com/watch?v=P84MK_wJsPc</p> <p>https://login.mymaths.co.uk/login Login with: ivybridgeps Password: shape <i>Then go to the portal and use your own login from your password card.</i></p> <p><i>If you can't remember your login, please email</i> year4@ivybridge.hounslow.sch.uk <i>so we can send it to you!</i></p>
<p>Literacy</p> <p>1</p>  <p>Monday</p>	<p><u>Writing a poem based on Pandora's Box</u> Stage 1: Refresh your memory of poetry.</p> <p>What are the key features? Make a note of them. What different structures can you have? Name three different types of poem you could write.</p>	<p>Examples of poems: https://www.literacywagoll.com/poetry.html</p> <p>Watch this to help with thinking about the features of poems: https://www.bbc.co.uk/bitesize/clips/zpgfb9q</p>
<p>Literacy</p> <p>2</p>  <p>Tuesday</p>	<p><u>Writing a poem based on Pandora's Box</u> Stage 2: Find out about the story</p> <p>Watch the video on the legend of Pandora's Box (which is a Greek myth) and make some notes. → Then, make a story board for what happens in the order it happens in!</p>	<p>Video on Pandora's Box: https://www.youtube.com/watch?v=rNk-zV2T7bl</p>

Scene:	Scene:	Scene:
Scene:	Scene:	Scene:

Literacy

3



Wednesday

Writing a poem based on Pandora's Box

Stage 3:

Brainstorm some vocabulary. Think of similes, metaphors, adjectives and personification to do with Pandora opening up the box of terrible things and releasing them into the world! Use emotive/feelings language too!



Literacy

4



Thursday

Writing a poem based on Pandora's Box

Stage 4:

Write your poem.

Write a poem retelling the story of Pandora's Box. Draft it first – then write your final version.

Think about:

- Your layout (*Remember, poems are not written in paragraphs, they have lines and verses!*)
- Include metaphors, similes and lots of adjectives

You can do this on paper or using the template on Purplemash.



<https://www.purplemash.com/#tab/pm-home>

PE










Dance:

Do a warm-up using this →
Then...

Just Dance Warmup:

<https://www.youtube.com/watch?v=M0UUXpYXEPE>

<p>AND... 5,6,7,8</p> <p>Mon Afternoon 1</p>	<p>Practice your 'Spy' dance routine as it is so far (with the 4 different movements in it). Then add to your routine by adding a further 4 different movements (so you have a total of 8).</p> <p>If you are stuck for ideas, try adapting ideas in the example video and changing them slightly →</p>	<p>Spy routine & music https://www.youtube.com/watch?v=pJu0zEBJDHw</p>
<p>PSHE</p>  <p>Mon Afternoon 2</p>	<p>Our topic is 'risks and safety'</p> <p>Watch the video on calling for help →</p> <p>Then answer the questions below:</p> <ol style="list-style-type: none"> 1. How do you get in touch with a particular service (e.g. police)? 2. Why is it important that you only call 999 in a real emergency? 3. What emergencies do you think might require you to call 999? 	<p>https://www.youtube.com/watch?v=kX2pwVxgtlQ</p>
<p>Art</p>  <p>Tues Afternoon</p>	<p>Ancient Greek Pottery</p> <p>Create a collage of Greek pottery. Collect images from online and put them together into word document. Email it to our Year 4 email to so we can see how you got on!</p> <p style="text-align: center;">AND</p> <p>Watch the video on how to create a clay 'pinch-pot' so you will be ready for our pottery session when we come back to school! →</p>	 <p>Video on making a small Greek pinch-pot or vase: https://www.youtube.com/watch?v=SIRimiXXEjM</p>
<p>Computing</p>  <p>Weds Afternoon 1</p>	<p>Coding</p> <p>Log in to Purplemash.</p> <p>Either go to your '2do' list or go to '2code' and complete the Gibbon activity 'Shapes' followed by the activity 'Random words and wizards'.</p>	 <p>https://www.purplemash.com/#tab/pm-home</p>
<p>French</p>  <p>Weds Afternoon 2</p>	<p>Revision of what we have learned so far:</p> <p>Complete the activity 'Introduce Sentences' On PurpleMash.</p> <p>For this, you can edit the text that is already there, answering the questions or finishing the statements in French.</p>	 <p>https://www.purplemash.com/#tab/pm-home</p>

History



Thurs
afternoon

Who were the Ancient Greek philosophers?

Follow the link to lesson on this question, to find out what a philosopher is and why they were key people in Ancient Greece →
Complete both the online quizzes.

<https://classroom.thenational.academy/lessons/who-were-the-ancient-greek-philosophers-cthkac>

Weblinks

<https://www.purplemash.com/#tab/pm-home>
<https://www.mymaths.co.uk/>
<https://login.mathletics.com/>
<https://grammarsaurus.co.uk/portal/>
<https://www.topmarks.co.uk/maths-games/hit-the-button>