

Home Learning

Here is the weekly plan.

Year 4 Summer 2 22nd June – 26th June

Here is our class email address year4@ivybridge.hounslow.sch.uk

If you have any problems or want to ask a question then Mrs Howe or Miss Hughes will get back to you. You can always email us your work or photos - we have missed you and would love to see what you are doing! Someone will be online Monday - Friday between 11 & 12 noon to answer questions straight away. Otherwise email any time and we will get back to you as soon as we can.

Subject	Activity	Links and Worksheets
Literacy 1	<p>This half term we are reading the book, The Sleeping Volcano, by Jillian Powell.</p> <p>Read Chapter 4 (set as a 2Do on Purple Mash) and answer the multiple-choice comprehension questions.</p>	https://www.purplemash.com/sch/ivybridge
Maths 1	<p>Fractions – Tenths and hundredths</p> <p>1) Complete the BBC Bitesize lesson.</p> <p>2) Complete the 2Do Purple Mash activities: Tenths and Hundredths Counting in Hundredths</p>	<p>https://www.bbc.co.uk/bitesize/articles/zb98wtq</p> <p>https://www.purplemash.com/sch/ivybridge</p>
Geography	<p>What are the advantages/ disadvantages of living on a mountain?</p> <p>1) Complete the lesson to find out all about Contours, keys and symbols when map reading.</p> <p>2) Complete Physical Features Quiz, set as a 2Do on Purple Mash.</p>	<p>https://www.bbc.co.uk/bitesize/articles/zjdm6v4</p> <p>https://www.purplemash.com/sch/ivybridge</p>
Literacy 2	<p>Write a persuasive information leaflet</p> <p>Recap how to write an information text by reading some examples.</p> <p>Complete the lesson on summarising information on BBC Bitesize.</p>	<p>https://www.literacywagoll.com/information.html</p> <p>https://www.bbc.co.uk/bitesize/articles/z62fvk7</p>
Maths 2	<p>Fractions – Simplifying fractions and equivalent fractions</p> <p>1) Complete the BBC Bitesize lessons.</p> <p>2) Complete the 2Do Purple Mash activities: Equivalent Fractions Fraction Equivalence Quiz</p>	<p>https://www.bbc.co.uk/bitesize/articles/zfc98xs</p> <p>https://www.bbc.co.uk/bitesize/articles/zb8wqp3</p> <p>https://www.purplemash.com/sch/ivybridge</p>

<p>Science</p>	<p>Animals including humans 1) Watch the information videos and complete the tasks on BBC Bitesize: What is the digestive system? What happens to food in your mouth? What happens in your stomach? What happens in your intestines? 2) Now use your knowledge to complete the 2Do Digestive System on Purple Mash.</p> <p>3) Complete the information sheet below, Describe each function of the major parts of the digestive system.</p>	<p>https://www.bbc.co.uk/bitesize/topics/z27kng8/articles/z9wk7p3 https://www.bbc.co.uk/bitesize/topics/z27kng8/articles/z2rx82 https://www.bbc.co.uk/bitesize/topics/z27kng8/articles/zg2g7p3 https://www.bbc.co.uk/bitesize/topics/zv9ghyc/articles/zdkfvk7 https://www.purplemash.com/sch/ivybridge</p> <p>Worksheet below</p>
<p>Literacy 3</p>	<p><u>Write a persuasive information leaflet – Grammar</u> Watch the videos and complete the activities to learn how to use paragraphs.</p>	<p>https://www.bbc.co.uk/bitesize/articles/zv4j7nb</p>
<p>Maths 3</p>	<p>Fractions – Compare fractions 1) Complete the BBC Bitesize lesson. 2) Complete the 2Do Purple Mash activity.</p>	<p>https://www.bbc.co.uk/bitesize/articles/zbdj7nb https://www.purplemash.com/sch/ivybridge</p>
<p>PSHE</p>	<p>Living in the Wider World – Being a Responsible Citizen (the environment)</p> <p>1) Resources are allocated in different ways across the world. Complete the BBC Bitesize lesson to find out all about natural resources and remind yourself of our learning last term about fossil fuels and renewable energy.</p> <p>2) Complete the 2Do Renewable or non-renewable? on Purple Mash.</p> <p>3) Then watch the video on the Fairtrade website titled, Playing Fair: The Story of Fairtrade Footballs.</p> <p>4) Complete as many activities as you can from the Playing Fair activity page below.</p>	<p>https://www.bbc.co.uk/bitesize/articles/zm9jmyc https://www.purplemash.com/sch/ivybridge https://schools.fairtrade.org.uk/resource/football/</p> <p>Worksheet below</p>
<p>Literacy 4</p>	<p><u>Write a persuasive information leaflet</u> Use what you have read in Chapter 4 to complete the 2Do on Purple Mash, Volcano Experience.</p>	<p>https://www.purplemash.com/sch/ivybridge</p>
<p>Maths 4</p>	<p>Fractions – Problem solving with fractions 1) Complete the BBC Bitesize lesson on finding a fraction of an amount then complete the lesson on fraction problem solving. 2) Complete the 2Do Purple Mash activities: Finding Matching Expressions Fraction Bar Fraction of a Number Line</p>	<p>https://www.bbc.co.uk/bitesize/articles/zjt47h https://www.bbc.co.uk/bitesize/articles/z7pckmn https://www.purplemash.com/sch/ivybridge</p>

Computing	Online Safety Complete the tasks listed below in your 2Do on Purple Mash to find out about how to keep yourself safe online: Email Practice Digital Footprint Slideshow Digital Footprint Quiz Confidential Information	https://www.purplemash.com/sch/ivybridge
Literacy 5	Write a persuasive information leaflet Edit and improve your work in 2DO, Volcano Experience on Purple Mash . Use a different coloured font colour (preferably GREEN). Read your work aloud with someone else. Check it makes sense, check your punctuation, spellings and vocabulary.	https://www.purplemash.com/sch/ivybridge
Maths 5	Arithmetic – Using factor pairs to multiply and divide mentally Complete the Mymaths (More Multiplying) Lesson and Homework.	https://www.mymaths.co.uk/
PE Daily	Joe Wicks PE session at 9am	https://www.youtube.com/user/thebodycoach1

Weblinks	
https://www.bbc.co.uk/bitesize https://www.thenational.academy/online-classroom https://www.purplemash.com/sch/ivybridge https://ukhosted53.renlearn.co.uk/1954656/ https://www.mymaths.co.uk/	https://login.mathletics.com/ http://www.primaryhomeworkhelp.co.uk/history/index.html https://www.ducksters.com/ https://www.topmarks.co.uk/

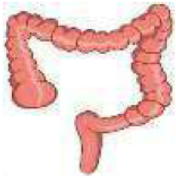
Describe each function of the major parts of the digestive system.

Liver



<hr/> <hr/> <hr/> <hr/> <hr/> <hr/> <hr/> <hr/>

Large intestine



<hr/> <hr/> <hr/> <hr/> <hr/> <hr/> <hr/> <hr/>

Stomach



<hr/> <hr/> <hr/> <hr/> <hr/> <hr/> <hr/> <hr/>

Small Intestine



<hr/> <hr/> <hr/> <hr/> <hr/> <hr/> <hr/> <hr/>

Mouth



<hr/> <hr/> <hr/> <hr/> <hr/> <hr/> <hr/> <hr/>



Oesophagus



<hr/> <hr/> <hr/> <hr/> <hr/> <hr/> <hr/> <hr/>



PSHE Playing Fair

<p>Fairtrade footballs are all stitched by hand.</p> <p>Ask a grown up if you can practice how to stitch!</p> 	<p>Footballs are round objects in a shape called a sphere.</p> <p>On your daily walk outside see how many round objects you can count in the trees and buildings!</p> <p>What is the biggest one you can spot?</p>	<p>Working in a safe place helps protect us from harm and injury.</p> <p>Draw three things that are important to work safely.</p>
<p>Find a small ball, a coin and a paper ball. All of these items are round like a football.</p> <p>Ask a grown if you can play with them. Gently test rolling them across the floor and bouncing them on a table.</p> <p>Which one rolls best? Which one bounces best? Why?</p>		<p>Football is all about teamwork and playing together to achieve a goal.</p> <p>What does it mean to work together? How could you help out the people living in your home to be a better teammate?</p> <p>Do one thing for each person that shows you understand the values of teamwork and helping out others.</p>
<p>Fairtrade footballs are made in Sialkot, Pakistan. Can you find this city on a map?</p> <p>Use a computer or non-fiction book to find out more about this place.</p> <p>Create a leaflet or poster with what you learn!</p>	<p>Try to balance a ball:</p> <ol style="list-style-type: none"> 1. On your hand 2. On your foot 3. On your head 4. On your nose 5. On your knee <p>Find a brother, sister or grown up to try balancing a ball too!</p>	<p>Draw the journey of how a football is made.</p> <p>Hint: Make sure your last step includes you and your family!</p>

Children's University stamp code: **blue2266**