


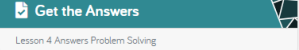

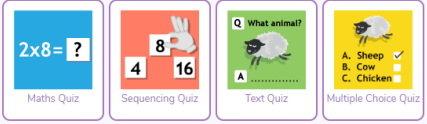





Year 6 Home Learning - Week 4th May – 8th May

Subject	Activity	Links and Worksheets						
Literacy 1	Using the Talk for Writing Booklet: Activity 1 ★ Make a list of all the things that you miss doing. Activity 2 <i>Activity 2: I opened the magical door and saw ...</i> Before you begin, brainstorm a list of ideas for what might be behind the door. Let your imagination run wild as there is no wrong answer. Once you have your list, have a go at writing a poem, using the repeating opener: <i>I opened the magical door and saw ...</i>	file:///E:/Home%20Learning/Y6-Pic%20Corbett%20Unit%201.pdf https://radioblogging.net/ Podcasts to listen to 						
Maths 1	 https://nrich.maths.org/8956 Have a go at some of these multiplication games – there's something for everyone here !	 One Wasn't Square Age 7 to 11 ★★ Mrs Morgan, the class's teacher, pinned numbers onto the backs of three children. Use the information to find out what the three numbers were.  Cycling Squares Age 7 to 11 ★★ Can you make a cycle of pairs that add to make a square number using all the numbers in the box below, once and once only?  All the Digits Age 7 to 11 ★★ This multiplication uses each of the digits 0 - 9 once and once only. Using the information given, can you replace the stars in the calculation with figures?  Trebling Age 7 to 11 ★ Can you replace the letters with numbers? Is there only one solution in each case?						
Literacy 2	Choose 2 of the spelling sections in CGP Grammar: eg tion/sion/cian Try a Spellzone Quiz too !	 The online English spelling resource https://www.spellzone.com/unit28/page3.cfm						
Maths 2	Choose two MyMaths lessons about Ratio . <i>I have set some homework activities too – I will let you know individual log-ins</i>	https://app.mymaths.co.uk/1686-lesson/ratio-dividing-1 https://app.mymaths.co.uk/160-lesson/ratio-dividing-2 Extension Activity https://app.mymaths.co.uk/143-lesson/percentage-change-1						
Literacy 3	Activity 3: Artistic challenge ★ Have a go at drawing, painting or creating your own door. What design would you choose? What would it represent?	file:///E:/Home%20Learning/Y6-Pic%20Corbett%20Unit%201.pdf 						
Maths 3	   Lesson 3 - Problem Solving	https://wrm-13b48.kxcdn.com/wp-content/uploads/2020/homelearning/year-6/Lesson-3-Problem-Solving.pdf						
Literacy 4	Activity 4 Idioms ! Find the list of idioms in the Pack – can you work out what they mean ? Try out the Idiom Dictionary ! https://www.theidioms.com/kids/	file:///E:/Home%20Learning/Y6-Pic%20Corbett%20Unit%201.pdf Activity 4: Idioms An idiom is a common word or phrase which means something different from its literal meaning but can be understood because of its popular use, e.g. <table border="1"> <thead> <tr> <th>Idiom</th> <th>Meaning</th> </tr> </thead> <tbody> <tr> <td>Beat around the bush</td> <td>Avoid saying what you mean, usually because it is uncomfortable</td> </tr> <tr> <td>Bite the bullet</td> <td>To get something over with because it is inevitable</td> </tr> </tbody> </table> 	Idiom	Meaning	Beat around the bush	Avoid saying what you mean, usually because it is uncomfortable	Bite the bullet	To get something over with because it is inevitable
Idiom	Meaning							
Beat around the bush	Avoid saying what you mean, usually because it is uncomfortable							
Bite the bullet	To get something over with because it is inevitable							

<p>Maths 4</p>	<p>Do some revision work on Rounding !</p> 	<p>https://app.mymaths.co.uk/1745-lesson/rounding-and-accuracy</p> <p>https://www.educationquizzes.com/ks2/maths/rounding-numbers-year-5-6/</p>
<p>Literacy 5</p>	<p>Activity 5: 'The Door'</p> <p>In this session, we are going to consider the importance of fluency and expression when we read. Begin by reading Miroslav Holub's poem <i>The Door</i>. You may like to listen to these two contrasting performances:</p> <p>Now make some notes on the poem !</p>	<p>file:///E:/Home%20Learning/Y6-Pic%20Corbett%20Unit%201.pdf</p> <p>Listen to the Poem here:</p> <p>https://www.youtube.com/watch?v=bazJvnuOLMM</p> <p>https://www.bbc.co.uk/programmes/p011kx3r</p> <p>https://wrm-13b48.kxcdn.com/wp-content/uploads/2020/homelearning/year-6/Lesson-4-Problem-Solving.pdf</p>
<p>Maths 5</p>	   <p>Lesson 4 - Problem Solving</p>	<p>https://wrm-13b48.kxcdn.com/wp-content/uploads/2020/homelearning/year-6/Lesson-4-Problem-Solving.pdf</p>
<p>PE</p>	<p>Try to complete a 30 minute PE Session every day with Joe Wicks</p>	<p>https://www.youtube.com/watch?v=Na1rzigYISU</p> <p>You can have a go at this live (9.00am) or use the clip to do the session in your own time.</p>
<p>ICT</p>	<p>Using Purple Mash – yourself Make a quiz or puzzle for each other.</p>  <p>2Do-it-game</p>	<p>https://www.purplemash.com/#tab/pm-home</p> 
<p>History</p>	<p>Find out about this WW2 event: D-Day – can you work out the chronology of the event.</p> <p>Write a simple account of your involvement ! You could be a commander or a soldier in the ranks !</p>	<p>http://www.primaryhomeworkhelp.co.uk/war/dday.html</p> <p>http://news.bbc.co.uk/onthisday/hi/dates/stories/june/6/newsid_3499000/3499352.stm</p> <p>https://www.bbc.co.uk/newsround/48456573</p> <p>Some websites to help your research.</p>
<p>Art</p>	<p>Find some household items (ask first !)</p> <p>Shade and draw them from observation – look at them carefully and use shading, hatching and cross-hatching (no colours – only pencil !)</p>	 <p>Remember your skills of shading/hatching & cross-hatching</p>
<p>PSHE</p>	<p>Try Some of these activities about money and finance from Purple Mash</p> 	

If you don't understand anything then email us !!

You can send us your work too !!

<p>Weblinks</p>	<p>https://www.purplemash.com/#tab/pm-home</p> <p>https://www.mymaths.co.uk/</p> <p>https://login.mathletics.com/</p> <p>http://www.primaryhomeworkhelp.co.uk/history/index.html</p> <p>https://grammarsaurus.co.uk/portal/</p> <p>https://www.topmarks.co.uk/maths-games/hit-the-button</p>	<p>Here is our class email address: year6@ivybridge.hounslow.sch.uk</p> <p>If you have any problems or want to ask a question then Ms Blacklock or Mrs Messahal will get back to you. You can always email us your work or photos.</p> <p>Someone will be online Monday - Friday between 11am & 12 noon to answer questions straight away.</p>
------------------------	---	--

